


Electrostatic conveyer for excitons

**J.R. Leonard, A.G. Winbow, M. Remeika, Y.Y. Kuznetsova,
A.A. High, A.T. Hammack and L.V. Butov**
Department of Physics, University of California at San Diego

J. Wilkes, A.A. Guenther and A.L. Ivanov
Department of Physics and Astronomy, Cardiff University

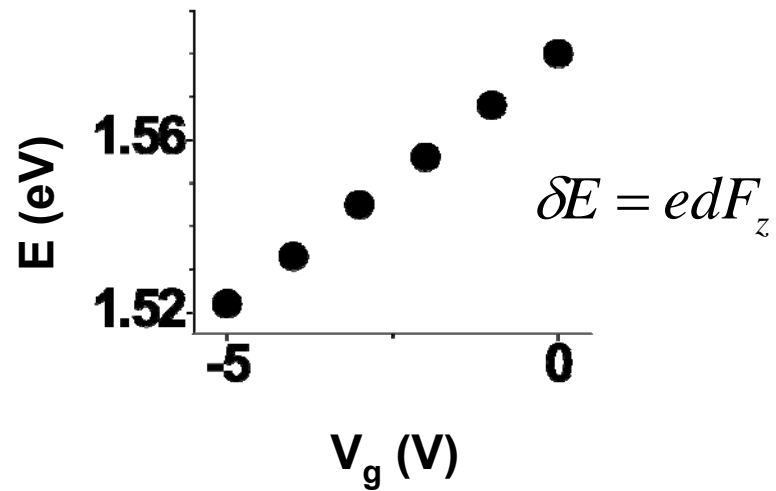
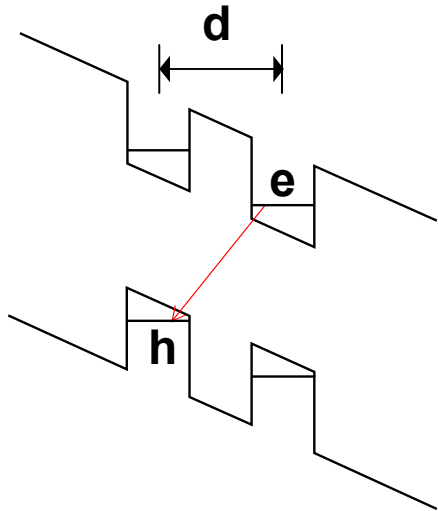
M. Hanson and A.C. Gossard
Department of Materials Science, University of California at Santa Barbara

APS March Meeting



arXiv:1102.5329

Indirect Excitons in GaAs CQW



Spatial separation between electron and hole layers → Long Lifetime
→ Controllable Energy

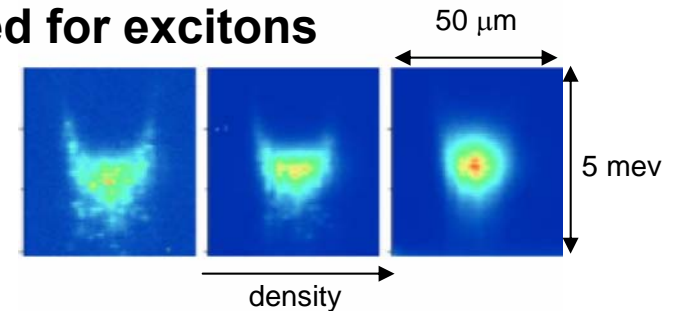
Excitonic devices

Ability to control exciton energy via V_g

→ a variety of potential landscapes can be realized for excitons

Traps:

- Diamond traps
- Elevated traps
- Snowflake traps



A.A. High, A.T. Hammack, L.V. Butov, L. Mouchliadis, A.L. Ivanov, M. Hanson, A.C. Gossard, *Nano Lett.*, **9**, 2094 (2009)

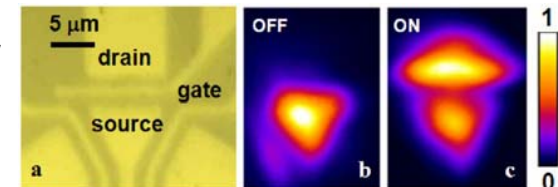
A.A. High, A.K. Thomas, G. Grosso, M. Remeika, A.T. Hammack, A.D. Meyertholen, M.M. Fogler, L.V. Butov, M. Hanson, A.C. Gossard, *PRL*, **103**, 087403 (2009).

Y.Y. Kuznetsova, A.A. High, and L.V. Butov, *APL*, **97**, 201106 (2010).

Circuit

Devices:

- Exciton optoelectronic transistor
- All optical excitonic transistor
- Exciton integrated circuit



A.A. High, A.T. Hammack, L.V. Butov, A.C. Gossard, *Optics Lett.*, **32**, 2466 (2007).

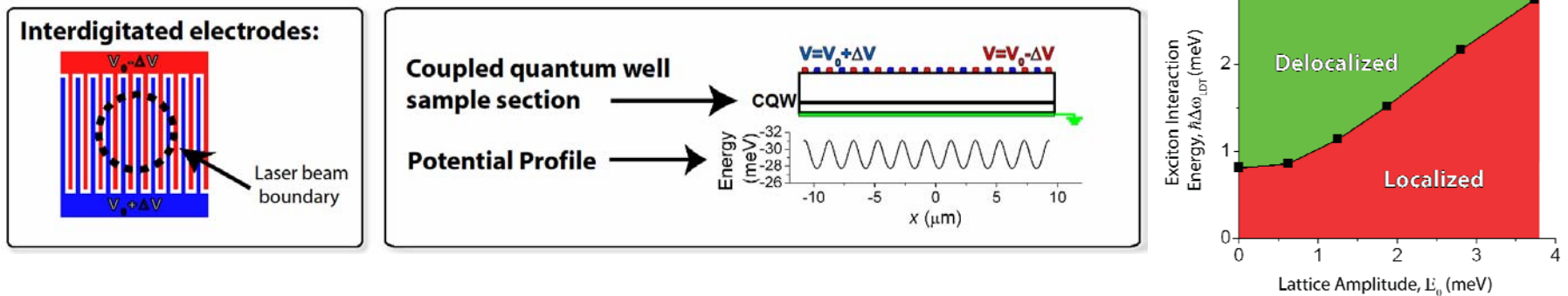
A.A. High, E.E. Novitskaya, L.V. Butov, A.C. Gossard, *Science*, **321**, 229 (2008).

G. Grosso, J. Graves, A.T. Hammack, A.A. High, L.V. Butov, M. Hanson, A.C. Gossard, *Nat. Photonics*, **3**, 577 (2009).

Y.Y. Kuznetsova, M. Remeika, A.A. High, A.T. Hammack, L.V. Butov, M. Hanson, A.C. Gossard, *Optics Lett.*, **35**, 1587 (2010).

Electrostatic lattices

Linear Lattices

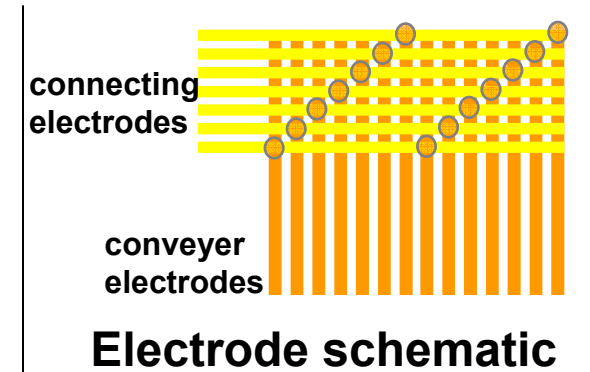
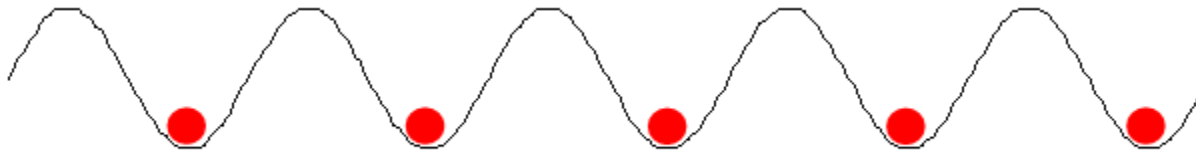


M. Remeika, J.C. Graves, A.T. Hammack, A.D. Meyertholen, M.M. Fogler, L.V. Butov, M. Hanson, A.C. Gossard, PRL, 102, 186803 (2009).

2D Lattices

See talk, M. Remeika, "Two-Dimensional Electrostatic Lattices for Excitons," 1:03 PM, Thursday, Room: D223/224, P32.

Moving lattices: conveyer



Study dynamical Localization-Delocalization Transition (dLDT) as a function of

- **Exciton density** ← controlled by laser
- **Conveyer amplitude** ← controlled by AC voltage
- **Conveyer velocity** ← conveyer by AC frequency

Exciton conveyer is the exciton counterpart of CCD.

↳ controlled exciton transport

↳ controlled electron transport

G.E. Smith, RMP 82, 2307 (2010).

Exciton, exciton-polariton and e-h transport via surface acoustic waves

→ transport velocity determined by SAW velocity, $v_{\text{SAW}} \sim 3 \mu\text{m/ns}$.

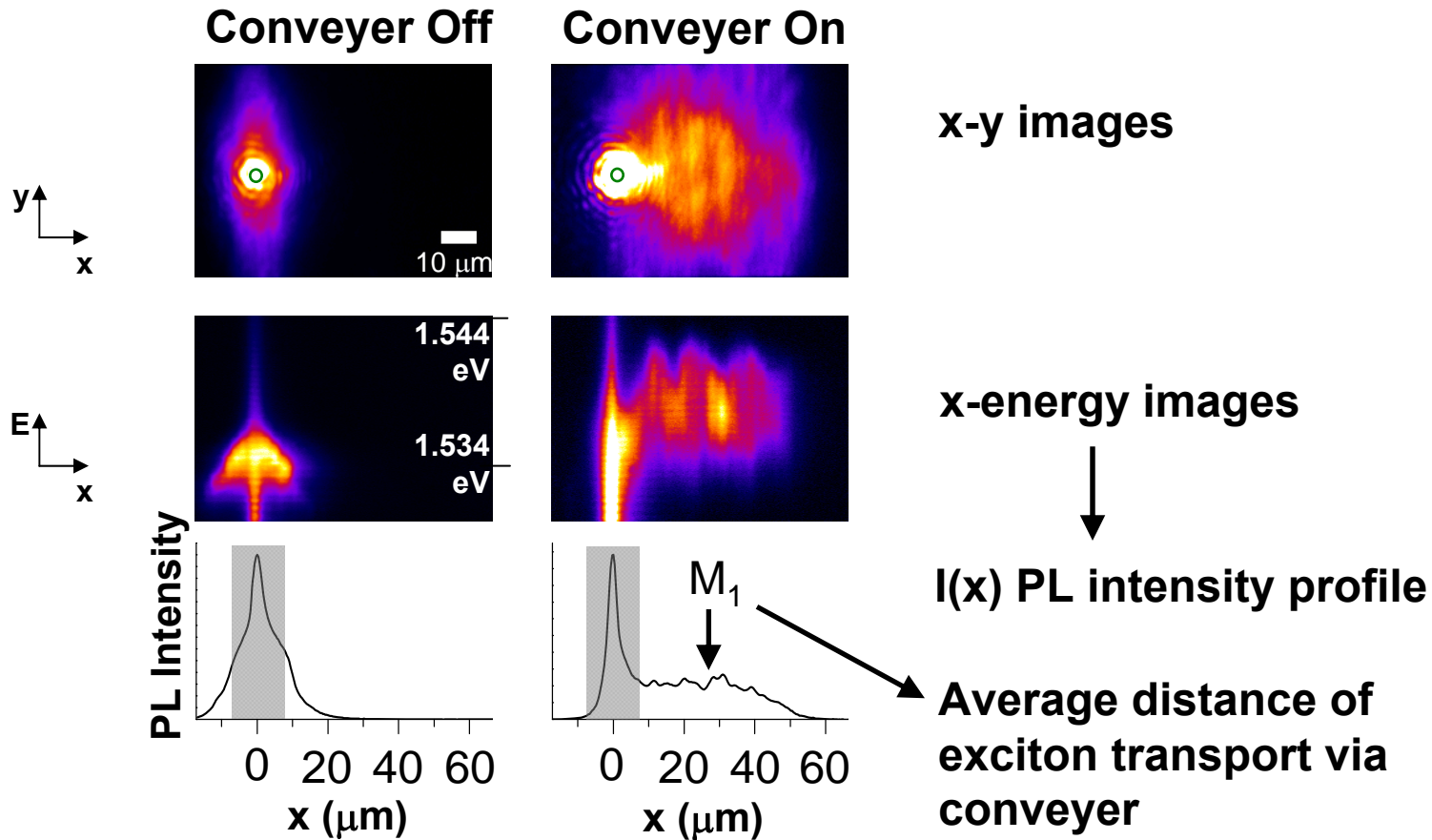
C. Rocke, S. Zimmermann, A. Wixforth, J.P. Kotthaus, G. Böhm, G. Weimann, PRL 78, 4099 (1997).

J. Rudolph, R. Hey, P.V. Santos, PRL 99, 047602 (2007).

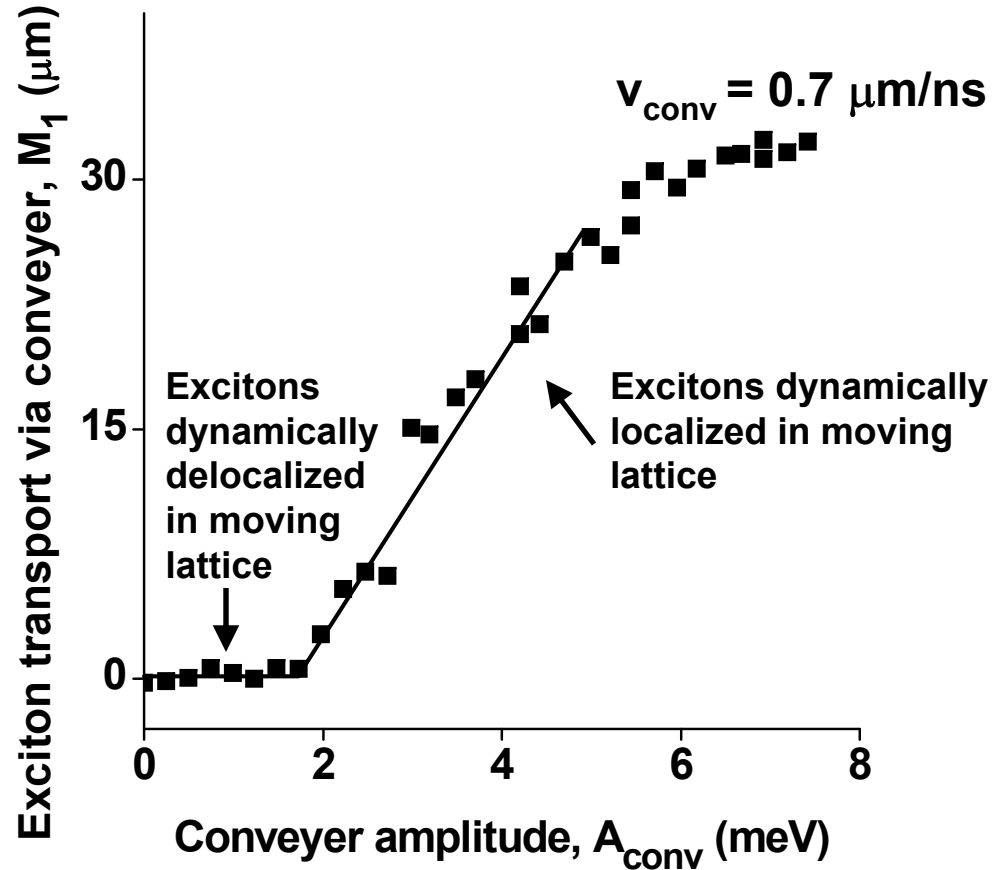
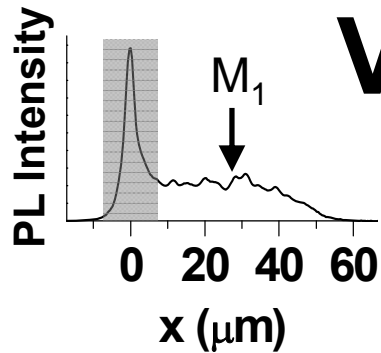
S. Lazić, P.V. Santos, R. Hey, Physica E 42, 2640 (2010).

E.A. Cerda-Méndez, D.N. Krizhanovskii, M. Wouters, R. Bradley, K. Biermann, K. Guda, R. Hey, P.V. Santos, D. Sarkar, M.S. Skolnick, PRL 105, 116402 (2010).

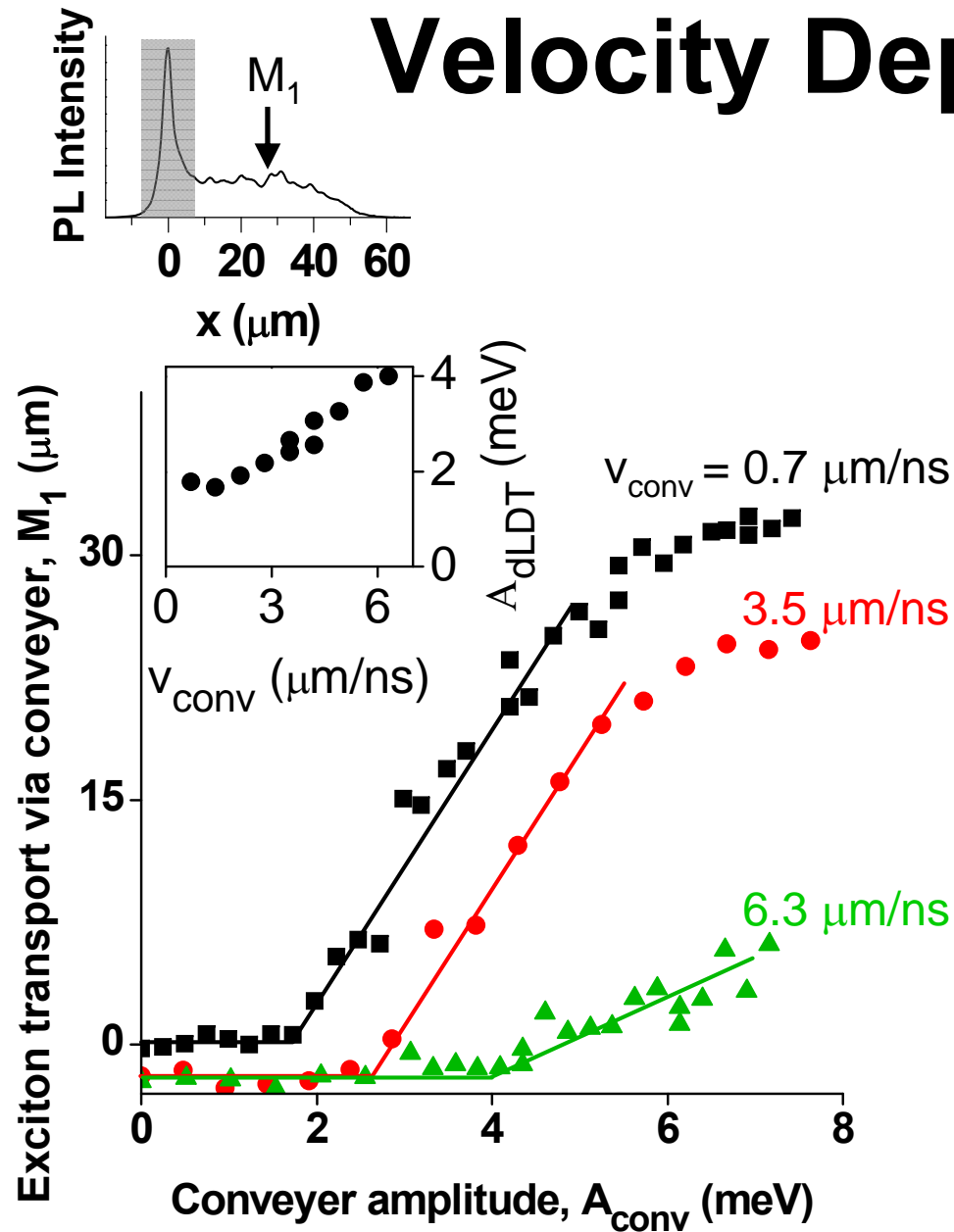
x-y and x-energy Images



Conveyer Amplitude and Velocity Dependence

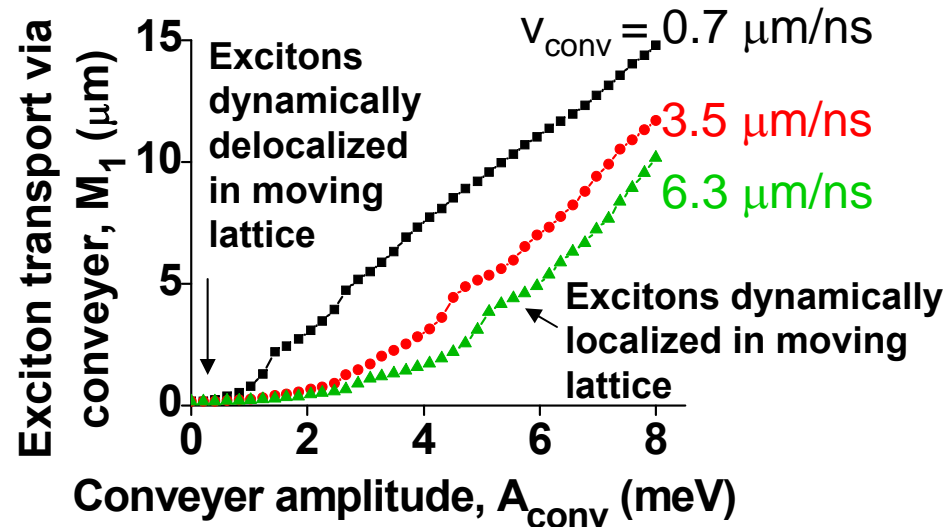
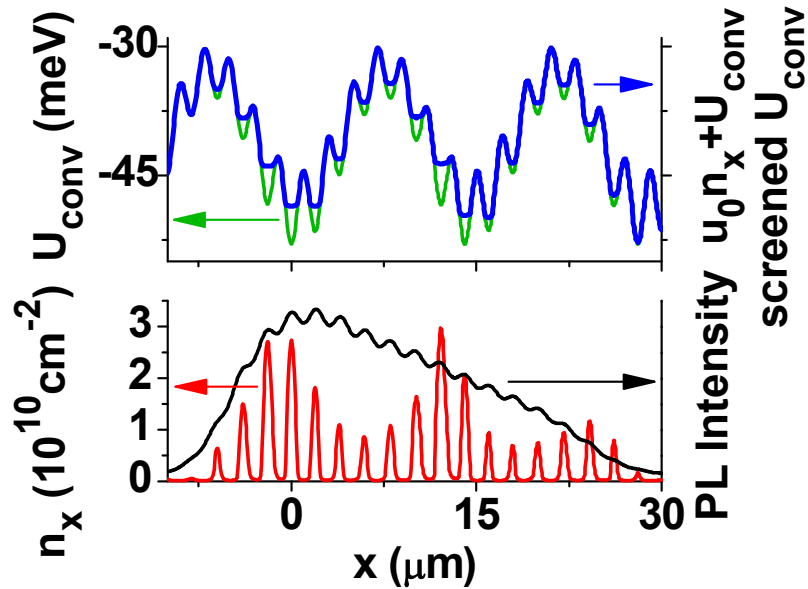


Conveyer Amplitude and Velocity Dependence



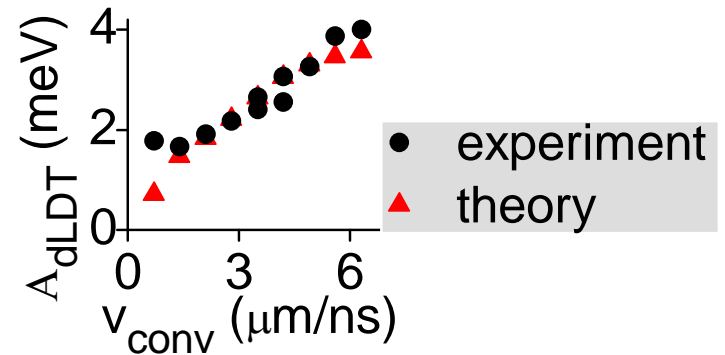
- dynamic Localization-Delocalization Transition
- Exciton transport via conveyer is less efficient for higher v_{conv}
- A_{dLDT} increases with increasing v_{conv}
- No abrupt change as conveyer speed crosses the sound velocity

Numerical Simulations



$$\frac{\partial n_x}{\partial t} = \nabla \cdot \left[\underbrace{D_x \nabla n_x}_{\text{diffusion}} + \underbrace{\mu_x n_x \nabla (u_0 n_x + U_{\text{conv}})}_{\text{drift}} \right] + \underbrace{\Lambda}_{\text{generation}} - \underbrace{n_x / \tau_{\text{opt}}}_{\text{recombination}} + \underbrace{\text{ex-ex interaction}}_{\text{conveyer potential}}$$

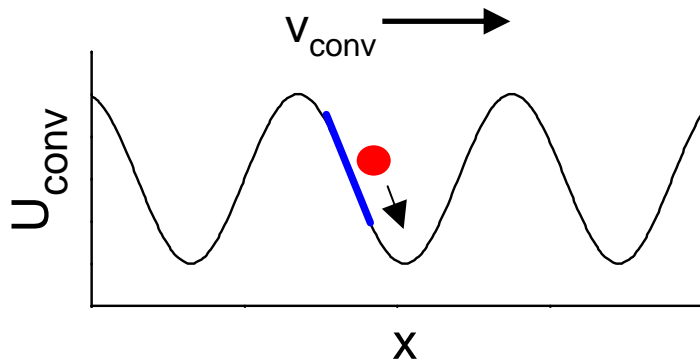
U_{conv} = sinusoidal potential + ripples
controlled by electrode spacing



Simulations show:

- dLDT
- A higher A_{conv} is required for efficient transport via conveyor at higher v_{conv}
- Qualitative agreement with experimental data

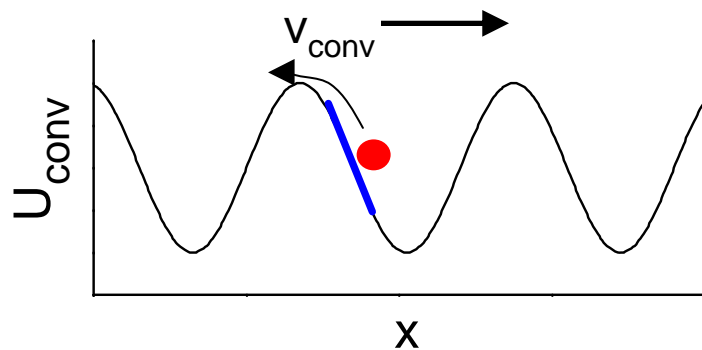
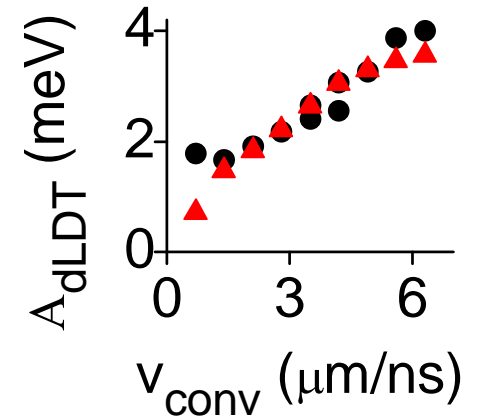
Qualitative Understanding



$$v_{\text{drift}} = \mu_x \left(\frac{\partial U_{\text{conv}}}{\partial x} \right)_{\text{max}}$$

$$v_{\text{drift}} \geq v_{\text{conv}}$$

→ **Efficient exciton transport via conveyer**



$$v_{\text{drift}} \leq v_{\text{conv}}$$

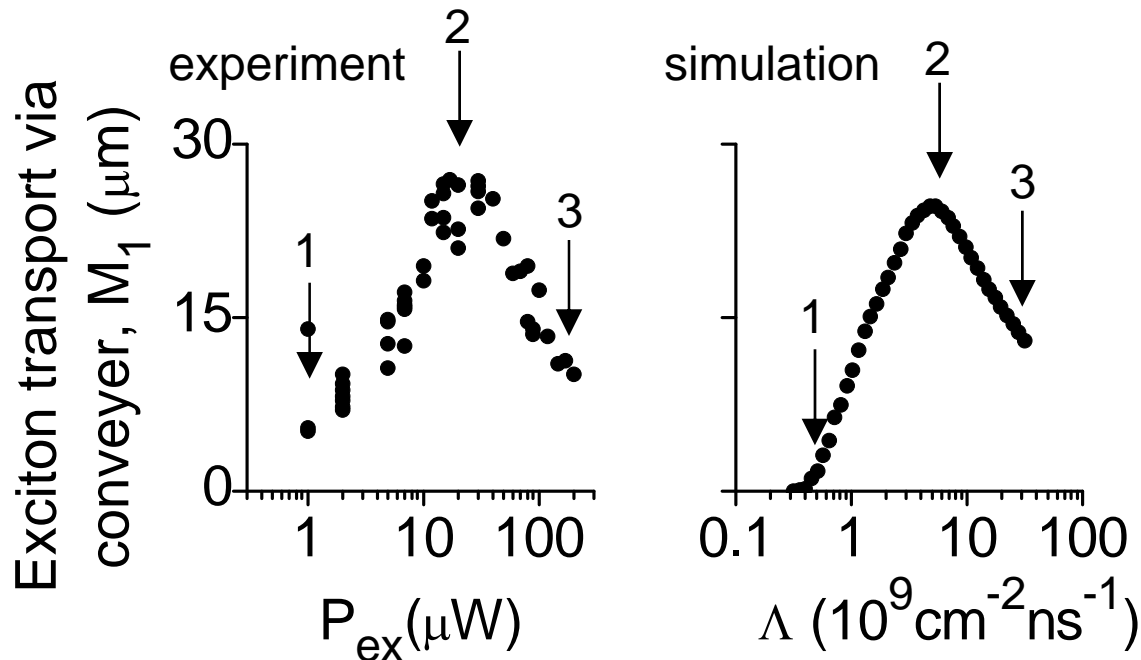
→ **Inefficient exciton transport via conveyer**

$$A_{\text{dLDT}} \sim \frac{v_{\text{conv}} \lambda_{\text{conv}}}{\mu_x}$$

A_{dLDT} is in qualitative agreement with the data.

No abrupt change at $v_{\text{conv}} = v_{\text{sound}}$ ← $v_{\text{Thermal}} = \sqrt{\frac{2k_B T}{M_x}} \sim 15 \mu\text{m/ns} \gg v_{\text{sound}}$

Exciton Density Dependence



1. Excitons localized in QW disorder \rightarrow Inefficient exciton transport via conveyer
2. Excitons screen QW disorder and are dynamically localized in conveyer \rightarrow Efficient exciton transport via conveyer
3. Excitons screen U_{conv} \rightarrow less efficient exciton transport via conveyer \rightarrow conveyer saturation

Conclusions

- **Realized exciton conveyer**
- **Observed dynamical Localization-Delocalization Transition with varying:**
 - **Conveyer Amplitude**
 - **Conveyer Velocity**
 - **Exciton Density**



arXiv:1102.5329